



HAND CRAFTED BY AUSTRALIA'S MOST AWARDED LUXURY MOTOR YACHT BUILDER



INTRODUCING RIVIERA'S
EXCITING NEW 58 CLASS



ULTRA LUXURY CHOICE – SUV OR SPORTS MOTOR YACHT

Riviera's new 58 Class of luxury motor yachts reflects decades of innovation and evolution; combining lighter, stronger materials, an advanced hull design and leading-edge boat building methods. Whether you see your boating future aboard a single level SUV or the commanding helm of a Sports Motor Yacht, you'll enjoy new levels of luxury living, entertaining and relaxing, with more accommodation and amenity; all with that signature Riviera spirit of adventure, proven blue water pedigree and easy-to-use technology.

RIVIERA 585 SUV – WORLD PREMIERE
Sanctuary Cove International Boat Show – May 2023

RIVIERA 58 SPORTS MOTOR YACHT – WORLD PREMIERE
Fort Lauderdale International Boat Show October 2023

“On behalf of the 900-strong Riviera team, I am proud to introduce these two outstanding luxury motor yachts, the 585 SUV and the 58 Sports Motor Yacht, designed and built in Australia to Riviera's world class standards.”



Rodney Longhurst
Owner, Riviera



RIVIERA 585 SUV TWO OUTSTANDING YACHTS IN ONE

With three luxurious staterooms and three bathrooms, including a full-beam master the 585 is a brilliant and extremely spacious addition to the popular Riviera SUV model collection. A perfect fusion of the proven blue water pedigree and wide open cockpit of Riviera's Sports Motor Yachts and the luxurious single level, alfresco entertaining style of the award winning Riviera Sport Yachts. Take the helm of two spectacular motor yachts in one and experience great adventures or incredible relaxation.

RIVIERA SUV COLLECTION

395 • 445 • 465 • 505 • 545 • 585 • 645





RIVIERA 585 SUV THE BEST OF BOTH WORLDS

From bow to boarding platform, you'll relish the Riviera attention to detail, handcrafted luxury and easy-to-use technology that makes boating easier and even more enjoyable. Make your dreams come true, cruising the great waterways of the world, diving in the Bahamas, or fishing on the Great Barrier Reef. Every day is as relaxing or adventurous as you desire on board your 585 SUV.



WELCOME ABOARD

Step aboard easily from the dock and enter via the port or starboard transom doors. At anchor, both these doors open outward, extending the cockpit out to the large boarding platform. The fixed hob along the transom allows easy access when your tender or jetski is secured.

The hydraulic lifter means you can launch or retrieve watercraft without getting your feet wet. And the swim platform serves as a 'water step' when partly submerged so it is effortless to get in and out of the water – perfect for water sports, swimming and child safety.

VERSATILE COCKPIT

Always ready for excitement, the cockpit is a versatile space with all the essentials for waters sports and easy entertaining – including a barbecue centre, wet bar, icemaker and insulated icebox or optional freezer.

Imagine it now. The ritual of sundowners in the cockpit. Soft light dancing on the water, music and laughter with family and friends tucked away in a secluded anchorage on board your magnificent Riviera 585 SUV.

WATER SPORTS COCKPIT

There are several options available for sport fishing enthusiasts including a transom live bait tank, port and starboard power sockets for electric reels and downriggers, padded cockpit coaming bolster and heavy-duty, stainless steel rod holders. All 585 SUV's have a pump-out fish bin which can also be used for storage and salt water wash-down.

COCKPIT DOCKING STATION

In addition to the helm, the 585 SUV has a starboard Cockpit Docking Station giving you joystick control and low speed steering for precise aft docking. Options include single port or dual stations.





FABULOUS ENTERTAINING FOREDECK

Riviera SUV adventure yachts feature wide side decks with raised coamings illuminated in soft blue LED courtesy lighting, the sure-footed grip of non-skid surfaces and the reassuring support of 316 marine-grade stainless steel handrails – all designed to make movements aboard confident.

At anchor, the 585 SUV treats family and friends to an impressive foredeck entertaining area. Comfortable all-weather lounges create a U-shaped 8-seater relaxation zone complete with a generous icebox and individual sound system. Your foredeck table and optional awning are easily stowed in a forward storage locker when it's time to weigh anchor.

INNOVATIVE AQUEDUCT

Cleaning the foredeck usually means dirty water flowing down into the cockpit. Not on the 585 SUV. A discreet system of channels and drains guide wash-down water, or any offshore spray, overboard before it can reach the cockpit.

ALFRESCO DECK FOR ALL SEASONS

The alfresco deck effectively increases the saloon-level living area by a third. A beautiful space, offering privacy and protection from the weather, this is the entertaining centre of your yacht. To appreciate this clever design, slide open the tinted glass door, then open out the large tinted glass awning window. Now the alfresco deck connects and flows through to the saloon and galley, effectively making one grand living and entertaining space. Twin electric sunroofs glide open at the press of a button to invite fresh air, the warmth of the sun or the sparkle of the stars.

The enticing L-shaped starboard lounge has two matching ottomans complemented by a superbly crafted folding teak table. An insulated icebox is located under the seat with refrigeration as an option. The space under the port lounge is also put to good use with an integrated infill cushion that easily folds out to convert the lounge into a superb daybed – perfect for lazy afternoons. A popular alfresco option is a portside mounted TV for those important moments that must be seen and shared live.







FIRST CLASS SALOON

The saloon of your 585 SUV is spacious and luxurious with a superb L-shaped leather lounge and matching ottoman. While most of your meals will be enjoyed on the alfresco deck, there will be occasions that call for an optional or additional dining area. Which is why Riviera's design team has created an ingenious handcrafted timber dining table that easily folds out from the lounge. Starboard of the galley is a bar/serving station with dual door fridge-freezer, wine cooler and liquor cabinet for bottles and glassware.

Lower the window blinds and the saloon becomes a cinema room with a premium sound system and large LED TV that rises from the cabinetry at the press of a button.

And in true motor yacht style, the saloon features a space-saving portside door for: quick and easy access from the galley to the foredeck entertaining lounge; access to the side deck to tend to mooring lines; or simply to invite a cool breeze to flow through the saloon at anchor.

COMMAND AND CONTROL

Your helm is a state-of-the-art command station featuring touchscreen navigation and operation technology all designed to make your boating even easier and more enjoyable. Total control is at your fingertips and visibility is outstanding through the curved tempered glass windscreen. Captain and companion chairs are fully adjustable and deeply comfortable – the leather is hand-stitched and the mood is luxurious.

COMPANION LOUNGE

Enjoy plush comfort on the L-shaped lounge opposite the helm. A prime spot for a number of guests to relax and share the journey with the skipper whilst underway.

ELECTRIC SUNROOF

Multiple reverse-cycle air conditioning systems keep you and your guests comfortable throughout the yacht, but when you're cruising on a perfect day there is no better feeling than sliding back the large electric sunroof and side windows to let the fresh air flow through.

GOURMET GALLEY

The galley of a Riviera motor yacht is filled with natural light and all the features of a designer kitchen. Premium appliances are beautifully integrated into the handcrafted Riviera joinery of varnished exotic timbers. Generous storage is well-organised with built-in overhead lockers, a pantry and crockery drawers, all with positive-locking hardware.

Your 585 SUV galley features: solid surface benchtops; three element induction cooktop with removable pot keepers, rangehood; combination microwave oven with integrated grill; full height refrigerator with two freezer drawers below, and; a drawer-style dishwasher. Practical touches include an in-line water filter and integrated bin with lift-up benchtop lid and drain. Your gourmet galley represents the acquired knowledge of over 42 years of designing and building luxury Riviera motor yachts. An inspired space to enjoy meal preparation and socialising.





LUXURIOUS FULL-BEAM MASTER SUITE



Your master suite is the ultimate in privacy and luxury, spanning the full beam of this very generous volume yacht. Large tinted hull windows, complete with opening portholes, bathe the queen-size island bed in soft natural light. Boutique bedside tables are grain matched and handcrafted with leather inlays. Portside you have the choice of a chaise lounge to relax by the window, or a companion table to share a quiet breakfast or attend to corporate business when required.

A superb, polished timber drawer bureau to starboard looks after folded garments and the large walk-in wardrobe takes care of everything else with 'his' and 'hers' hanging space and ample shelving.

MASTER ENSUITE

Practical, elegant design is evident throughout the décor of this beautiful air-conditioned bathroom. Enjoy ample storage above and below the solid surface benchtop, with everyday items always handy in the vanity cabinet. Luxury appointments include premium stain and chip resistant porcelain basin, full-sized shower with teak seat and frameless glass door, two towel rails and even a tinted hull window with opening porthole.

MASTER RETREAT

An optional breakfast bar with a fridge for essentials and power for a coffee machine means you can occasionally indulge that all-important 'me time'. Or simply lock yourself away when your adventure yacht becomes an extension of your home office. And to help you unwind there's a flush mounted LED TV and entertainment system.

GRAND VIP STATEROOM

Bathed in natural light through tinted hull windows, the VIP stateroom is guaranteed to delight your guests. From the lush deep pile carpet to the large walk-around island bed, the mood is pure luxury. There's ample storage space with timber finished overhead cabinets port and starboard, underbed drawer storage, a full height cupboard and double cedar-lined hanging locker. A flush mounted LED TV and sound system is standing by, waiting to entertain.

DESIGNER ENSUITE

Beautifully handcrafted vanity cabinet, solid surface benchtop with premium stain and chip resistant porcelain basin, full sized shower with frameless glass door – even a tinted hull window with opening porthole and reverse-cycle air conditioning. All very VIP.





GENEROUS GUEST STATEROOM

So much thought has gone into making this an inviting, comfortable and versatile space. There are occasions when you need two single berths – in this configuration a bedside table is in the middle. To suit a couple, the two single berths join together at the touch of a button to form a beautiful, restful double – still with the comfort of a bedside table.

The portside guest stateroom has ample storage with cedar-lined, overhead lockers, a hanging locker, and under-berth storage. You're made to feel special with the soft glow of LED courtesy lights, a feature bedhead and the beauty of natural light through the tinted hull window, complete with opening porthole to invite fresh air at anchor. Or be pampered by reverse-cycle air conditioning. Entertainment options include LED TV and sound system. Guests enjoy the luxury of a dedicated designer bathroom which doubles as a day head.

PERSONALISED LAUNDRY OR CREW CABIN

There are two easy ways to access the versatile utility room/crew cabin; from the alfresco deck via the engine room or the walk-in wardrobe of the master stateroom. You can use this space to accommodate a crew member or deploy it as a very practical utility room. From the cockpit you can pass down all your rods and reels, fishing gear, wetsuits, snorkelling or diving gear to neatly store them in the utility room.

The crew cabin option features the high-level of appointments you expect from Riviera – a private separate entrance via the alfresco deck, air conditioning, single berth bed, storage locker, opening porthole, shower, head and vanity. Another popular option for those with large families planning longer range voyages is to use this space as a dedicated laundry with a separate washing machine and dryer and plenty of bench space for sorting and folding.



Above - Standard utility room design
Right - Optional crew cabin design



585 SUV

PRELIMINARY SPECIFICATIONS

Length Overall (inc. swim platform and bow sprit)	19.82 m	65' 0"	Cockpit Area	8.50 m ²	91.49 ft ²
Hull Length (Lh to ISO8666) *	17.95 m	58' 11"	Fixed Swim Platform	5.60 m ²	60.27 ft ²
Beam (inc. gunwale)	5.67 m	18' 7"	Combined Cockpit and Fixed Swim Platform	14.10 m ²	151.76 ft ²
Maximum Draft (inc. props)	1.65 m	5' 5"	Optional Hydraulic Swim Platform	7.60 m ²	81.80 ft ²
Dry Weight ** (approx. depends on engines & options)	30,820 kg	67,946 lb	Combined Cockpit and Hydraulic Swim Platform	16.10 m ²	173.29 ft ²
Fuel Capacity ***	4,500 L	1,189 US gal	Alfresco Deck	6.80 m ²	73.19 ft ²
Water Capacity ***	800 L	211 US gal	Engine Option		
Holding Tank Capacity ***	500 L	132 US gal	Volvo Penta D13 IPS 1200 x 2	662 kW	900 hp each
Sleeping Capacity	7 persons + 1 crew		Engine Option		
			Volvo Penta D13 IPS 1350 x 2	735 kW	1000 hp each

*Specifications may vary on a regional basis.

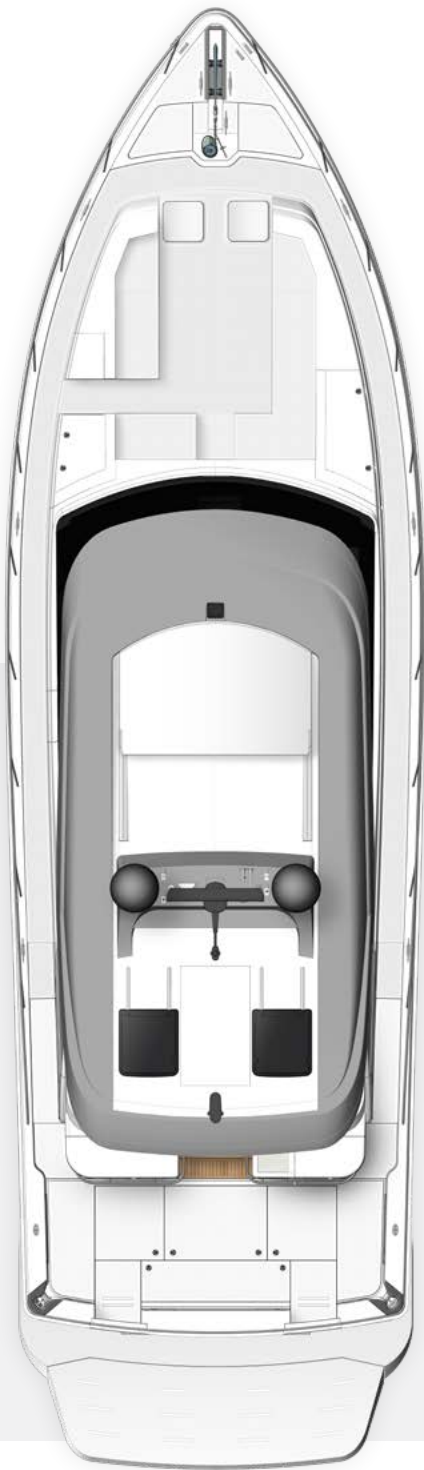
CLARIFICATION AND OUR CARE FOR YOUR INFORMATION

* Length of the hull (Lh) to ISO8666: includes all structural and integral parts (i.e. the moulded length of the hull). It excludes parts that can be removed in a non-destructive manner without affecting the structural integrity of the craft (e.g. pulpits, outdrives, driving platforms, rubbing strakes).

** Dry weight represents the estimated minimum weight of a yacht with standard engines and options, no fuel or water on board, no equipment or provisions and no personnel. The stated dry weight may be exceeded.

*** Denotes net tank capacity. For useable capacity do not rely on more than 90% of tank capacity. Actual capacity will vary according to yacht trim and sea state. Speeds are subject to normal weather conditions, fuel and/or water levels, passengers and equipment loads.

Due to the constant refinement of specifications and design by Riviera Australia, the information in this document may change without notice. Specifications may vary with time and by region. Some images or illustrations in this brochure may include options or custom details. Please note that as safety equipment specifications or standards vary by country, this aspect of your purchase will need to be completed by you and/or your Riviera representative. Please refer to your Riviera representative for specific warranty cover and the latest detailed list of inclusions and options prior to purchase.



HARDTOP



SALOON DECK
Shown with optional foredeck lounge



ACCOMMODATION DECK
Utility room



ACCOMMODATION DECK
Shown with optional crew cabin

IN A LEAGUE OF ITS OWN RIVIERA 58 SPORTS MOTOR YACHT

Riviera's Sports Motor Yacht Collection continues to evolve. Inspired by a wish list from our global family of experienced Riviera owners, our Sports Motor Yachts are uniquely specified craft that share a single vision of unlimited adventure in absolute luxury. Both the 72 and 68 Sports Motor Yacht models answered the demand for a luxury, long-range motor yacht that excels in all water sports. In the design of the 64, 50 and 46 models, Riviera captured this unique DNA and scaled it to deliver that same sports performance, blue water capability and luxury lifestyle appointments.

Now the 58 Sports Motor Yacht is in development, brimming with all the SMY essentials including walk-around side decks; foredeck lounge and entertaining zone; all-weather alfresco deck; luxurious saloon with internal staircase to a fully-enclosed air-conditioned flybridge, and; state-of-the-art helm. The three stateroom, three bathroom accommodation deck features an extravagant, full-beam master suite and versatile utility room or crew cabin. Engineering excellence matches her sports performance with a very smooth and efficient ride. Finally, her wide, uncluttered cockpit enables all manner of water sports action.

RIVIERA SPORTS MOTOR YACHT COLLECTION

46 • 50 • 58 • 64 • 68 • 72







AN ARRAY OF OPTIONS

Being a flybridge, the 58 SMY gives you the choice of enjoying the expansive foredeck with several options including the U-shaped lounge with removable table and large sunshade cover for the foredeck lounge. If you are wanting to carry your tender on the foredeck, there is the option to fit a low-profile davit and removable tender cradle supports.

The boarding platform can also be optioned to your personal specification. You have the option of a hydraulic lift boarding platform that not only becomes a perfect beach for swimming and access from the water but also gives you the additional option of carrying your tender on the platform. Optional removable rails are available to enclose the boarding platform for added safety at anchor which can be quickly and easily stored flush against the transom. A further option of two removable rails is available that would allow you to fit rod holders, a bait board or carry a tender outboard motor.





SENSATIONAL FLYBRIDGE

Exciting and innovative, the air-conditioned flybridge of the 58 Sports Motor Yacht takes comfort and luxury to a new level. In fact the flybridge is so generous in size and luxurious in appointment it is more like a saloon. Commanding views of the water are enhanced by an extremely quiet ride, even when this astonishing craft is in full flight. Enjoy the plush comfort of the L-shaped designer lounge complete with matching ottoman coffee table. There's a drawer fridge for refreshments as well as a fold-out double bed to provide additional accommodation for overnight guests or crew on overnight passages.

In similar fashion to the saloon below, the flybridge opens and flows out to the aft deck. At anchor, this is a splendid private retreat or boutique entertaining area complete with wraparound corner lounge, folding timber table, wet bar, refrigerator, sink and solid surface benchtop. To assist the skipper, the aft deck has an additional joystick control station with excellent visibility for precise docking or sport fishing.

COMMANDING HELM

The helm of a Riviera luxury motor yacht is state-of-the-art, featuring touchscreen navigation and operation technology all designed to make your boating even easier and more enjoyable. Total control is at your fingertips and visibility is outstanding through the curved tempered glass windscreen. Captain and companion chairs are fully adjustable and deeply comfortable with the added luxury of hand-stitched leather. Guests are invited to join the skipper whilst underway and enjoy commanding views from the companion lounge.

FLYBRIDGE SUNROOF

An impressive electric sunroof slides back at the push of a button to invite a cool breeze whilst underway.

WELL EQUIPPED GALLEY AND SPACIOUS SALOON

The galley in the 58 SMY is starboard, opposite the staircase leading up to the flybridge. Under the staircase is a fine example of Riviera's renowned craftsmanship – an elegant bar/serving station with double door fridge, wine cooler and drinks cabinet for bottles and glassware. Extended time aboard demands a lot of refrigeration which is why your galley has a full height refrigerator with two freezer drawers below.

Forward of the galley to starboard is a plush L-shaped leather lounge dining area with folding timber table. Another L-shaped designer lounge is located portside for guests to stretch out and relax, complete with a matching ottoman that doubles as a coffee table with the flip of a cushion.

And at the press of a button the saloon becomes a cinema room with a large LED TV and premium sound system. The saloon has the quick-access convenience of a portside door to the side and foredeck.

ALFRESCO ENTERTAINING

Enjoy all the comforts, designer furnishings and appliances of the alfresco deck – the entertaining centre of your 58 Sports Motor Yacht.





58 SPORTS MOTOR YACHT PRELIMINARY SPECIFICATIONS

Length Overall (inc. swim platform and bow sprit)	19.71 m	64' 8"
Hull Length (Lh to ISO8666) *	17.90 m	58' 9"
Beam (inc. gunwale)	5.67 m	18' 7"
Maximum Draft (inc. props)	1.65 m	5' 5"
Dry Weight ** (approx. depends on options)	33,800 kg	74,516 lbs
Fuel Capacity ***	4,500 L	1188 US gal
Water Capacity ***	800 L	211 US gal
Holding Tank Capacity ***	500 L	132 US gal
Sleeping Capacity	6 persons	

Cockpit Area	8.5 m ²	91.5 ft ²
Mezzanine Deck	6.8 m ²	73.2 ft ²
Total	15.30 m ²	164.7 ft ²
Bridge Clearance	7.10 m	23' 3"
Standard Engine		
Volvo Penta D13 IPS 1350 x 2	735 kW	1,000 hp each

*Specifications may vary on a regional basis.

CLARIFICATION AND OUR CARE FOR YOUR INFORMATION

* Length of the hull (Lh) to ISO8666: includes all structural and integral parts (i.e. the moulded length of the hull). It excludes parts that can be removed in a non-destructive manner without affecting the structural integrity of the craft (e.g. pulpits, outdrives, driving platforms, rubbing strakes).

** Dry weight represents the estimated minimum weight of a yacht with standard engines and options, no fuel or water on board, no equipment or provisions and no personnel. The stated dry weight may be exceeded.

*** Denotes net tank capacity. For useable capacity do not rely on more than 90% of tank capacity. Actual capacity will vary according to yacht trim and sea state. Speeds are subject to normal weather conditions, fuel and/or water levels, passengers and equipment loads.

Due to the constant refinement of specifications and design by Riviera Australia, the information in this document may change without notice. Specifications may vary with time and by region. Some images or illustrations in this brochure may include options or custom details. Please note that as safety equipment specifications or standards vary by country, this aspect of your purchase will need to be completed by you and/or your Riviera representative. Please refer to your Riviera representative for specific warranty cover and the latest detailed list of inclusions and options prior to purchase.



HARDTOP



FLYBRIDGE



SALOON DECK
Shown with optional foredeck lounge



ACCOMMODATION DECK
Utility room



ACCOMMODATION DECK
Shown with optional crew cabin

POWER AND TECHNOLOGY

Today's Volvo Penta IPS offers superior propulsion technology, performance and durability. Riviera has now launched over 1400 IPS powered luxury motor yachts. Pods are used on such worldly vessels as the Queen Mary II cruise ship as well as large scale commercial craft. This technology has revolutionised pleasure boating. Volvo Penta IPS pod drives offer an excellent power-to-weight ratio delivering improved performance, enhanced torque, improved fuel efficiency, simple manoeuvrability, reduced environmental impact and quiet operation thanks to underwater exhausts. In simplified terms, Volvo Penta's innovative Inboard Propulsion System features twin pod drive units, each of which is capable of turning independently to provide the correct thrust to move the yacht in the exact direction required by the skipper easily controlling the system with either a steering wheel and throttles or a joystick.

The 585 SUV has two joysticks, one at the helm and another mounted to starboard in her cockpit. The 58 SMY has an additional joystick on the aft flybridge deck. IPS also offers a Dynamic Positioning System (DPS) for station-holding while preparing lines and fenders or while waiting off a fuel jetty, the convenience of autopilot, manual trimming with optional auto-trim, as well as a highly-efficient Anti-Corrosion Protection (ACP) unit mounted to the transom to reduce the maintenance of sacrificial anodes.

The three-blade nibral, forward-facing, counter rotating propellers are coated by the premium antifoul coating Prospeed to achieve a long service life, as well as factory installed 316 marine-grade stainless steel line cutters from Volvo Penta, located between the propellers for protection from fishing lines, plastic bags or nets. These precision made line cutters create a very efficient rotating cutting action to protect the seals of propellers and shaft.

The 585 SUV employs twin diesel Volvo Penta D13 IPS1200's rated at 900 hp (662 kW) or D13 IPS 1350's rated at 1000 hp (735 kW). The 58 Sports Motor Yacht is powered by twin diesel Volvo Penta D13 IPS 1350's rated at 1000 hp (735 kW). These drive packages are perfectly matched to both yachts and the system's Class 5 commercial rating assures reliability and durability. Additionally, the IPS package is fully certified under the Det Norske Veritas and Germanischer Lloyd (DNV GL) classification system.

ENGINEERING EXCELLENCE

Riviera's engineering excellence is respected globally and is clearly evident in the clean and functional engine rooms of both the 585 SUV and the 58 SMY. The insulation is both acoustic and thermal, complementing an impressive air intake system designed to keep the engine room temperature below the manufacturer's recommendation, reducing fuel consumption even further. All onboard drains feed into sumps while an advanced mist elimination system with vanes draws moisture from the air and feeds directly overboard. Automatic bilge pumps are located at various points throughout the hull as well as a double action manual bilge pump located in the cockpit – all pump directly overboard.

WINDOW TO THE FUTURE

Volvo Penta's state-of-the-art Glass Cockpit navigation and monitoring system blends new technology with dependability. This practical functionality can be fully optioned to both the 585 SUV and 58 SMY. The Glass Cockpit is easy-to-use technology with enhanced overview and control of both engines and navigation. GPS, sounder, radar, autopilot and optional charts are all part of the one system. Integrated with IPS Electronic Vessel Control

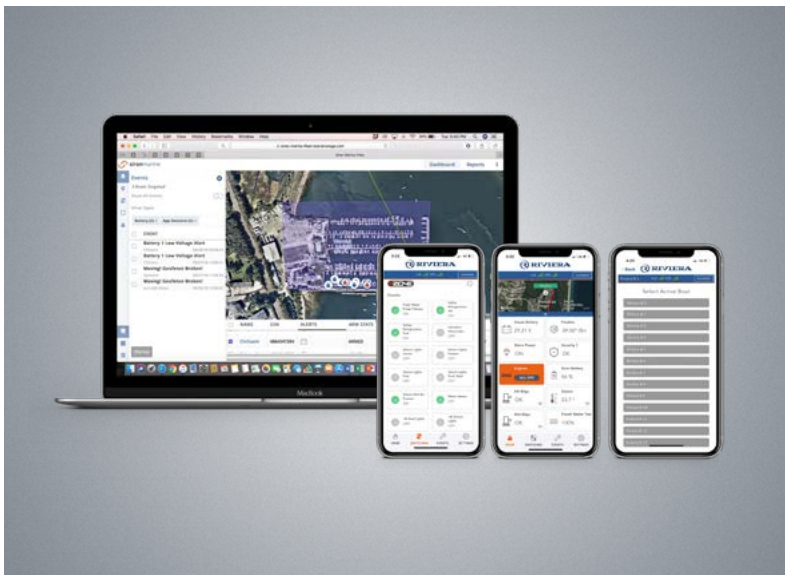
(EVC), the Glass Cockpit gathers all driver information and displays it in one location. The easy-to-handle, pinch-to-zoom displays give you instant data and control.

The ergonomic design and interface for the helm station offers push buttons on the controls and touch-buttons on the screens. Just one clever feature of the Glass Cockpit is the unique auto guidance feature that – based on the yacht's draft and your desired safety distance to obstacles – searches through all relevant charts to create a route you can follow and avoid shallow water, buoys and other obstacles. Coupled with the autopilot, it not only shows the way, it can take you there.

LITHIUM IRON PHOSPHATE BATTERIES (LIFEPO4)

Lithium batteries are clearly superior for their depth of discharge, speed of charge, weight, and life cycle when compared to more traditional lead acid or absorbed glass mat (AGM) batteries. And the Lithium Iron Phosphate batteries used by Riviera are the most stable and safest type available, featuring a built-in Battery Management System (BMS) that protects and maximises battery life. Lithium power is now standard on Riviera yachts from 54 to 78 feet.





ADVANCED SWITCHING SIMPLICITY

The fully integrated CZone digital switching system enhances the ease of monitoring and operation of your yacht's onboard systems, including tanks and extends centralised touchscreen control to lighting, pumps, batteries, entertainment systems and appliances.

CZone allows owners to operate multiple circuits at a single touch, energising all lighting and electrics depending on your requirements. It comes pre-programmed with three modes — 'Entertaining', 'Cruising' and 'Dock-unattended' — and these modes can be customised. Other user-friendly features include interior light-dimming, timer controls, automated circuit control, wiper speed and wash functions. There's also a 'Service' mode that shuts down all power and systems. Based on industry-proven Controller Area Network (CAN) technology, the CZone system offers DC and AC switching and over-current protection.

Comprehensive monitoring (with alarms) including AC voltage, current frequency and kilowatts, DC voltage, current and remaining battery capacity, along with fluid tank levels and indication for systems in operation are all clearly displayed on the touchscreen at the saloon entrance. There's also the option of additional iPad connectivity so you can control CZone from anywhere on board your yacht.

INNOVATIVE TECHNOLOGY

These include: solar charging system; single-glance helm control through cameras to stet, cockpit, alfresco deck, bow anchor and engine room with direct feed to helm navigation screens; Volvo DPS – Dynamic Positioning, and; Siren Marine telemetry – remote systems monitoring and control. All further enhance the ease of boating.

IMPECCABLE PEDIGREE

Every Riviera combines superior-strength hand lay-ups with a watertight collision bulkhead forward and independent compartments throughout the hull. Our legendary build-quality also features vinylester resin in the outer layer of lamination to increase the ability to withstand water absorption. An isophthalic gelcoat exterior provides an impeccable and hard-wearing surface finish.

From the waterline down, the hull is solid GRP with reinforced bottom, keel and chines. Structural core material is used in the hull flanks, main deck and hardtop, while precisely-fitted, lightweight resin transfer-moulded small parts have a double-sided gelcoat finish and are pre-fitted for a perfect seal when all the major components are bonded together.

Riviera uses only 316 marine-grade stainless steel in all our exterior fastenings. All stainless steel rails feature ground and polished welds to ensure a consistently smooth and mirror finish.

Our designers have placed a significant focus on convenient access to every key maintenance point throughout the yacht, so any issues can be quickly identified and addressed to minimise service costs.


INDUSTRY-LEADING WARRANTIES

We support all of our yachts with industry-leading warranties – 2-year express and 7-year structural limited warranty. In addition, with our Volvo Penta powered yachts, we offer a 5-year limited warranty. Life is too short for needless compromise. So when it comes time to invest in your dream motor yacht, why settle for a lesser option when you can enjoy all that makes up a Riviera.

REAL-TIME REMOTE YACHT MONITORING

Siren Marine allows Riviera owners to stay connected to their yachts in real time via an easy-to-understand app on a tablet or smartphone. This user-friendly, seamlessly integrated system draws data from the yacht's CZone and engine-monitoring systems. Battery charge, fuel and water levels can be checked. Lights, fridges, air conditioning systems, navigation systems and stabiliser systems can be activated. Sensors can also be attached to hatches to ensure they are closed before setting out, or provide an alert if a hatch is opened without authority. This time-saving system means the yacht is ready to leave the dock as soon as the owner and their guests step aboard.

Siren Marine also provides security alerts including geo-fencing and internal movement alerts. Geo-fencing is a virtual circle around the boat. An alarm is raised if the boat moves outside the circle and the owner is also notified if a shore power cable is suddenly disconnected, which can endanger the batteries. A third party such as a Riviera dealer or Marina Manager can also be added to the system if an owner wishes to allow access to those closest to the yacht to manage any issues that arise. This is particularly convenient when an owner is away and wants a watchful eye kept on their yacht.





RIVIERA TODAY

Welcome to the largest luxury yacht building facility in the Southern Hemisphere, our purpose-built, state-of-the-art 16.8 hectare site at Coomera, Gold Coast, Australia. Our proud heritage is a significant point of difference with the experience gained over 42 years launching almost 6,000 luxury motor yachts. Handcrafting yachts internationally praised for their peerless quality, materials, structural strength, ease of operation and fine luxury finish.

Safety at sea is paramount and today's Riviera yachts are renowned for their blue water capability. So too is the passion for excellence shared by our award-winning Riviera team, maintaining a tradition of enduring quality that means your Riviera retains its value.

Today, Riviera builds the most advanced motor yachts ever, exporting around 55% of our annual production to a global dealer network spanning every continent. We design and build luxury motor yachts from 39 to 78 feet in length across six distinct model collections. Owners can choose from the proven blue water Flybridge range, stylish and sophisticated Sport Yachts, the sporty and adventurous SUV series, long-range Sports Motor Yacht designs, the luxurious new Motor Yacht or the classic Belize Motor Yachts. New models designed to inspire. It's all part of a deep-seated culture of customer care which goes beyond after-sales support and maintenance. When you acquire a Riviera, you join a family of fellow owners worldwide sharing adventures and advancing their boating knowledge and experiences in harmony with us.



RivieraAustralia.com